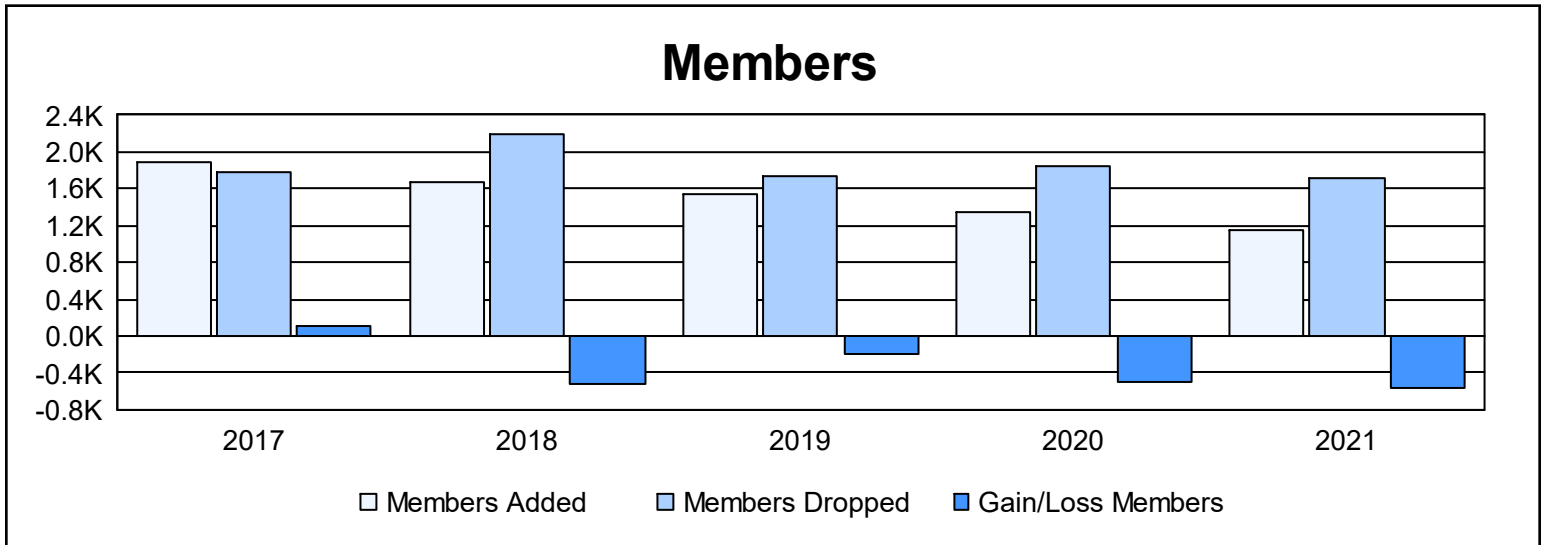
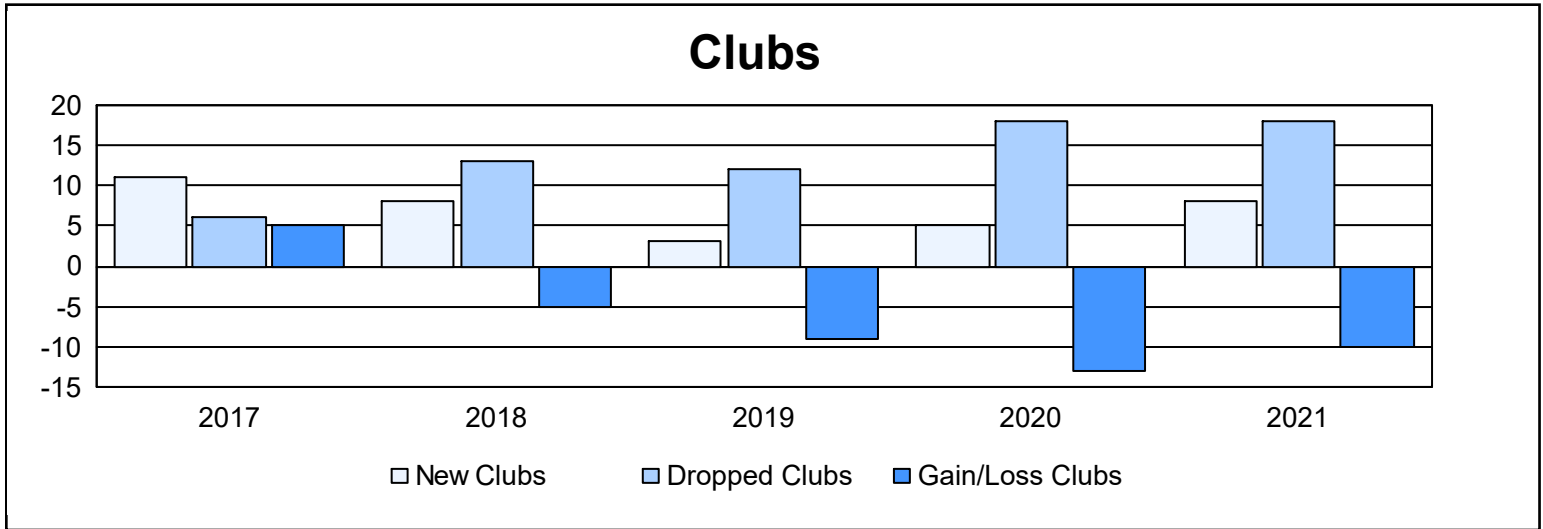
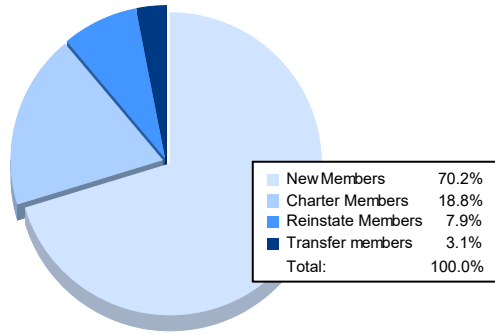


Year	New Clubs	Dropped Clubs	Gain/ Loss Clubs	New Members	Charter Members	Reinstate Members	Transfer Members	Total Member Added	Total Members Dropped	Gain/ Loss Members
2016-2017	11	6	5	1,393	360	81	54	1,888	1,789	99
2017-2018	8	13	-5	1,321	223	72	55	1,671	2,188	-517
2018-2019	3	12	-9	1,227	138	70	106	1,541	1,736	-195
2019-2020	5	18	-13	993	173	73	99	1,338	1,839	-501
2020-2021	8	18	-10	808	216	91	36	1,151	1,717	-566
<b>Average</b>	<b>7</b>	<b>13</b>	<b>-6</b>	<b>1,148</b>	<b>222</b>	<b>77</b>	<b>70</b>	<b>1,518</b>	<b>1,854</b>	<b>-336</b>



### Membership Composition June 2021 Cumulative



### Gender Composition June 2021 Cumulative

